

JACK

China No.1


Shanghai stock
listed

A4B-C

FOUR AUTO FUNCTIONS STEPPING MOTOR CONTROLLED COMPUTERIZED LOCKSTITCH MACHINE

Four auto functions , lighter sound, more labor-saving

- Stepping motor controlled pressor foot , labor-saving and more convenient
- Precise stitch length, stable and reliable
- Various pattern sewing, fashion and beautiful



JACK SEWING MACHINE CO.,LTD.

No.1008, Donghai Road East, Jiaojiang District, Taizhou city, Zhejiang, China.

TEL: 0086-576-88177782 88177767

FAX: 0086-576-88177787

E-mail: sales@chinajack.com


www.chinajack.com



Jack Wechat



Jack Facebook




1 Stepping motor control, presser foot height adjustable

The height of the presser foot can be adjusted within the range of 0-13mm basing on the thickness of the fabric, saving time and convenience.



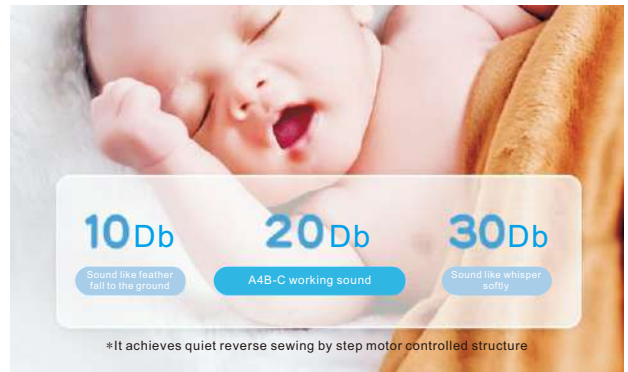
2 High precision stitch

Stitch length can reach 0.1mm controlled by stepping motor. Stitch length adjustment function can be locked just in case operator's mis-operation



3 Variable stitches, fashionable and beautiful

Different sewing stitch is available based on different clothes requirements. And editable pattern enables more fashionable and beautiful stitches



4 Noiseless reverse sewing, quiet and comfortable

Stepping motor controlled reverse sewing structure by scientific design achieves noiseless reverse sewing, which enables a quiet and comfortable environment

BUTTON INSTRUCTION

- Long press for 3 seconds to factory reset
- Start tack sewing mode
Short press, include start tack, double start bartack, off.
- End tack sewing mode
Long press, include back tack, double start tack, off.
- Pattern sewing mode
Press to change the pattern sewing mode and edit the pattern
- Eshort press, enter W bar-tacking
Long press, enter constant stitch sewing
- Short press, electronic thread tension on
Long press, One-shot Sewing on
- Short press, free sewing on
Long press, auto trimmer on
- Stitch length adjustment, press + - to adjust
- Presser foot height adjustment
Press + - to adjust
- Short press presser foot up after trimming; presser foot up after auto trimming, convenient for collecting fabric
Long press presser foot up when sewing stop; presser foot up when stop sewing, easy to make corner stitches

Technical Parameters

Model	Needle	Thread NO.	Stitch Length (mm)	Presser Foot Lifting Height (mm)	Max. speed (S.p.m)	Thick material/ light to medium material	Thick material	Volume (mm)	Weight (kg)
A4B-C	DB×1 11-18#	2	5/7	5-13	5000	√		690×295×550	40/46
A4B-CH-M	DB×1 11-18#	2	5/7	5-13	5000	√		690×295×550	40/46
A4B-CH	DP×5 18-21#	2	5/7	5-13	3500		√	690×295×550	40/46

Note: 7mm stitch length model, max speed is 3500RPM